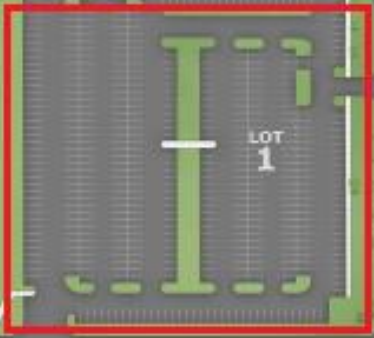


**SHUTTLE WAIT
OVERNIGHT PARKING**



SHUTTLE DROP/PICK UP



DAILY PARKING

LOT 12

LOT 1

LOT 2A

VENUE
BUILDING
M

HARPER
POLICE

S Roselle Rd

V60

V60

V60

V60

V60

62

62

62



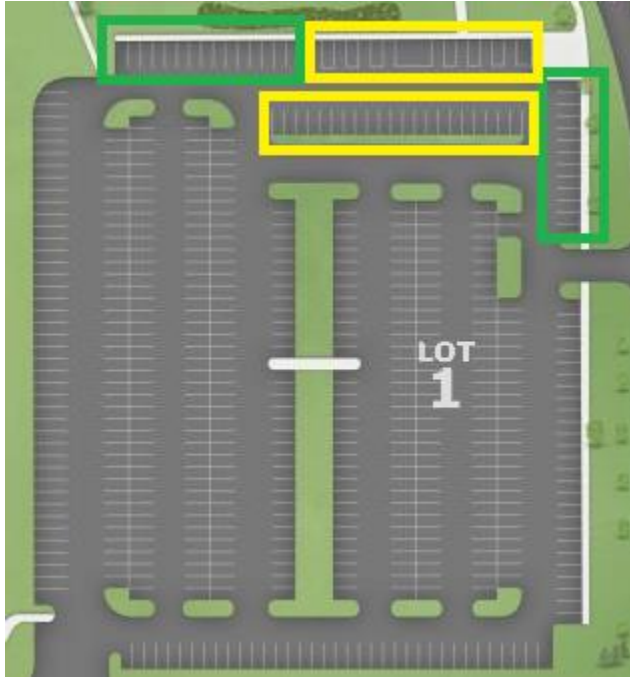
NO PARKING/LIMITED ACCESS PARKING

Spaces outlined in **GREEN** on the map are reserved for Northwest Community Health Care – NO PARKING in these spots.

The parking spot is outlined in **green** in the actual parking lot.

Spaces outlined in **YELLOW** on the map are reserved for handicap parking.

Spots outlined in **BLUE** on the map are “15 Minute Drop Off” parking spots ONLY.



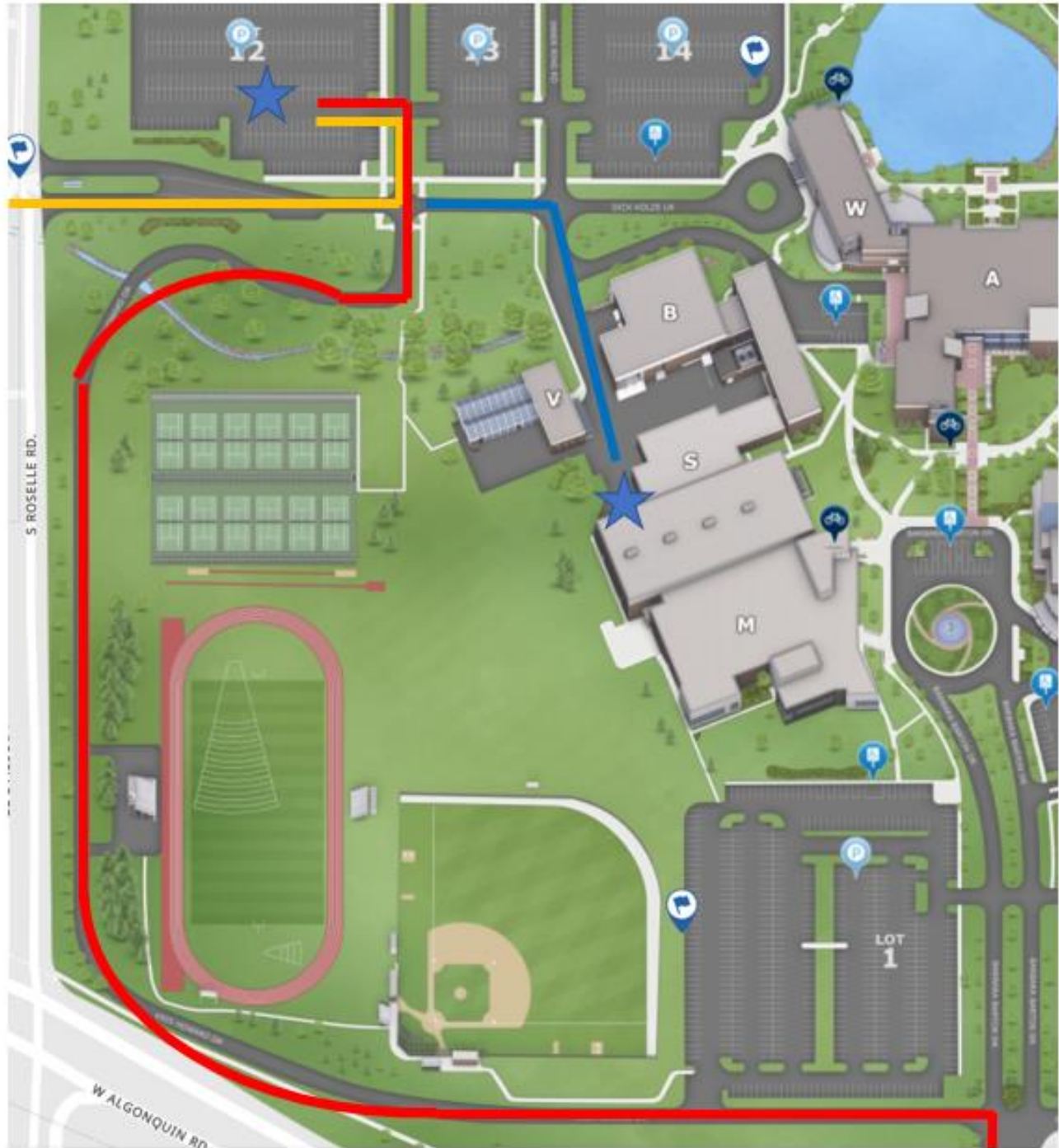
Drop Off/Pick Up

1. Enter Harper College campus via Algonquin Road
2. Use the middle lane before the first stop sign
3. At the stop sign go straight
4. Continue straight to the cul-de-sac/loop by the fountain for drop off

Daily Parking

1. Enter Harper College campus via Algonquin Road
2. Use the middle lane before the first stop sign
3. At the stop sign take a:
 - a. Left onto Kris Howard Drive and then the first right for Lot 1
OR
 - b. Go straight (stay to the left) and take the first left for Lot 1

Overnight parking requires *prior* approval



Overnight Parking –Parking Lot 12

Option 1 (Yellow Route)

1. Access Harper College campus via Roselle Road
2. At the stop sign, turn left and Lot 12 will be on your left

Option 2 (Red Route)

1. Access Harper College campus via Algonquin Road
2. Use the furthest left lane before the first stop sign
3. At the stop sign take a left onto Kris Howard Drive and follow the curve
4. At the next stop sign go straight and the Lot 12 will be on your left

Equipment Load In/Pick Up (Blue Route)

Vehicles must move to Parking Lot 1 or Parking Lot 12 after Equipment Load In/Pick Up

Vehicles left by the Load In/Pick Up area may be ticketed and/or towed at the Event Host/Owner's expense.

Shuttle Wait/Overnight Parking to Building M (WALK ONLY)

